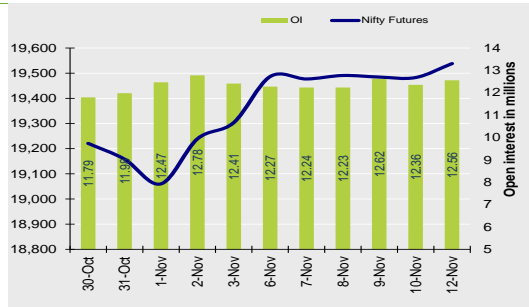


Nifty Snapshot

	Close	Prv Cl.	Ab chg	% chg
Spot	19,525.55	19,425.35	100.20	0.52
Futures	19,538.10	19,482.65	55.45	0.28
OI(ml shr)	12.56	12.36	0.20	1.64
Vol (lots)	36358	105006	-68648	-65.38
COC	12.55	57.30	-44.75	-78.1
PCR-OI	1.13	1.05	0.08	7.3

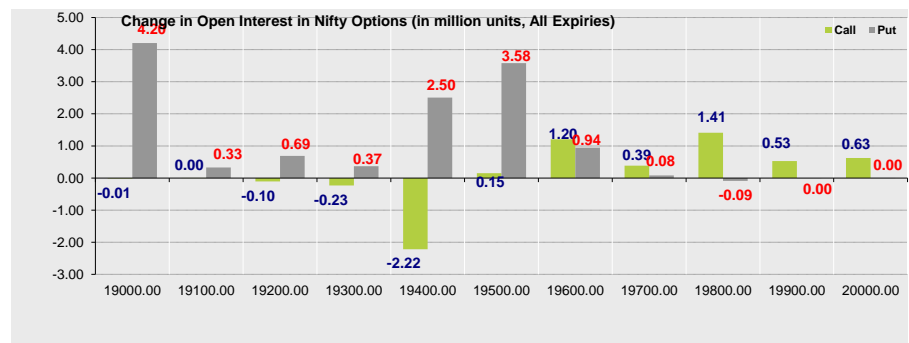
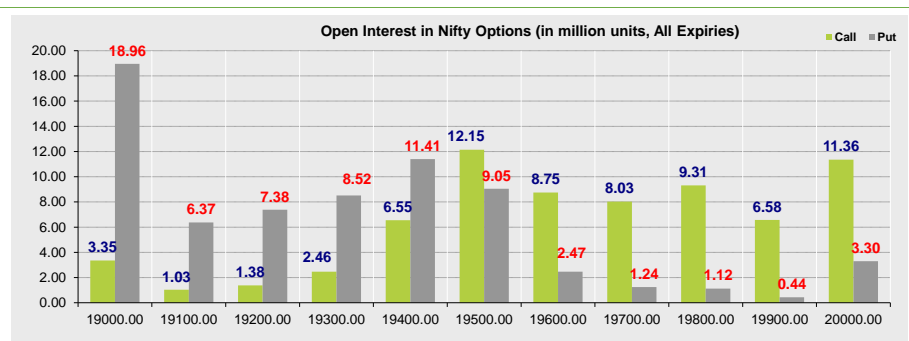
Nifty Futures Price v/s OI



Summary

- Indian markets closed on a positive note where buying was mainly seen in Banking, Finance, Metals sectors. Nifty Nov Future closed at 19538.10 (up 55.45 points) at a premium of 12.55 pts to spot.
- FII's were net sellers in Cash to the tune of 261.81 Cr and were net sellers in index futures to the tune of 377.70 Cr.
- India VIX increased by 1.13% to close at 10.98 touching an intraday high of 11.36.

Open Interest in Nifty Options:



- The above second chart shows previous trading day's change in Nifty options where Addition in OI were seen in 19600, 19500, 19400 strike Puts and at 19600, 19700, 19800 strike Calls indicating market is likely to remain positive in the near term.
- Highest OI build-up is seen at 19500 strike Calls and 19000 strike Puts, to the tune of 12.15mn and 18.96mn respectively.

Outlook on Nifty:

Index is likely to open on a positive note today and is likely to remain positive during the day.

Institutional Activity in previous trading session

(in Rs cr.)	Buy	Sell	Net
Index Futures	2406.60	2784.30	-377.70
Index Options	879041.22	881921.15	-2879.93
Stock Futures	11259.06	11401.51	-142.45
Stock Options	14093.40	14015.38	78.02
FII Cash	6,583.57	6,845.38	-261.81
DII Cash	6,239.42	5,416.78	822.64

Net FII Activity (in Rs cr.)

Date	Idx Fut	Stk Fut	Idx Opt	Cash
10-Nov	-377.7	-142.5	-2879.9	-262
9-Nov	-15.3	-975.8	-45077.8	-1712
8-Nov	-308.0	-997.9	-32069.5	-85
7-Nov	125.3	939.7	4185.2	-497
6-Nov	1257.6	692.9	-22719.9	-549
3-Nov	1022.4	2389.5	-5797.0	-12

Technical Pivot (Intraday):

	S2	S1	PIVOT	R1	R2
NIFTY	19415	19480	19565	19625	19710
BANKNIFTY	43855	43955	44050	44145	44240

(Price is in Rs; OI is in million units; Price chg and OI chg are in percentage) **NB RESEARCH**

Fresh Longs seen in:

Scrip	Price	Price chg	OI	OI Chg
ALKEM	4319.7	0.5	1.0	13.8
VEDL	246.4	4.2	83.2	9.6
TATACONSUM	916.7	1.0	9.6	8.0

Fresh Shorts seen in:

Scrip	Price	Price chg	OI	OI Chg
MUTHOOTFIN	1254.6	-4.7	6.6	24.3
ZEEL	250.2	-5.2	107.9	10.7
M&M	1525.7	-1.5	15.4	7.7

Short Covering seen in:

Scrip	Price	Price chg	OI	OI Chg
MCX	2529.4	3.0	2.9	-14.9
PIIND	3695.7	1.1	2.4	-10.8
ABFRL	216.9	1.4	30.8	-6.4

Long Unwinding seen in:

Scrip	Price	Price chg	OI	OI Chg
BSOFT	584.2	-0.2	6.7	-9.6
ABB	4257.7	-1.6	1.6	-8.1
APOLLOHOSP	5287.2	-0.7	2.4	-6.0

NIFTY50 Options OI (CE OI = Resistance) (PE OI = Support)

Symbol	Highest CE OI	Highest PE OI	CMP
ADANIAPORTS	820	800	812
ADANIENT	2300	1900	2215
ASIANPAINT	3100	2800	3084
AXISBANK	1000	1000	1031
BAJAJ-AUTO	5500	5000	5402
BAJAJFINSV	1600	1550	1599
BAJFINANCE	7500	7000	7458
BHARTIARTL	930	850	939
BPCL	365	370	386
BRITANNIA	4600	4500	4688
CIPLA	1250	1200	1242
COALINDIA	320	300	324
DIVISLAB	3600	3300	3503
DRREDDY	5500	5400	5436
EICHERMOT	3600	3400	3559
GRASIM	2000	1900	1945
HCLTECH	1290	1200	1261
HDFCBANK	1500	1400	1495
HDFCLIFE	630	600	628
HEROMOTOCO	3200	3100	3120
HINDALCO	500	450	483
HINDUNILVR	2500	2500	2492
ICICIBANK	950	900	942
ITC	450	430	437
INDUSINDBK	1500	1400	1504

NIFTY50 Options OI (CE OI = Resistance) (PE OI = Support)

Symbol	Highest CE OI	Highest PE OI	CMP
INFY	1400	1400	1374
IOC	100	85	99
JSWSTEEL	800	750	758
KOTAKBANK	1800	1700	1750
LT	3100	2900	3037
LTIM	5300	5000	5266
M&M	1600	1500	1526
MARUTI	11000	10000	10402
NESTLEIND	25000	24000	24243
NTPC	235	235	243
ONGC	190	190	195
POWERGRID	210	200	208
RELIANCE	2400	2300	2323
SBILIFE	1360	1300	1358
SBIN	600	580	582
SUNPHARMA	1150	1100	1180
TATACONSUM	950	900	917
TATAMOTORS	700	650	654
TATASTEEL	120	115	121
TCS	3400	3400	3347
TECHM	1200	1100	1140
TITAN	3300	3100	3263
ULTRACEMCO	8700	8500	8728
UPL	600	500	550
WIPRO	400	380	381

Derivative Recommendations:

Stock Name	Call (Buy/Sell)	Entry price	Targets	Stop Loss	Duration	Status
COLPAL 2140CE	Buy	35	60	22	1-2 Days	Open
SBIN 580 CE	Buy	9	17	5	Positional	Open
TATASTEEL 120 CE	Buy	2.8	7	0.8	Positional	Open
ITC 435CE	Buy	6.7	10	4.2	1-2 Days	Open

FROM THE EQUITY DERIVATIVE DESK:

NIRAV HARISH CHHEDA

AVP - DERIVATIVES AND TECHNICAL RESEARCH

E-Mail: nirav.chheda@nirmalbang.com

Tel no: 6273-8199/8000

AMIT BHUPTANI

SNR.DERIVATIVES AND TECHNICAL RESEARCH ANALYST

E-Mail: amit.bhuptani@nirmalbang.com

Tel no: 6273-8242/8000

DISCLOSURES

Research Reports that are published by Nirmal Bang Securities Private Limited (hereinafter referred to as "NBSPL") are for private circulation only. NBSPL is a registered Research Analyst under SEBI (Research Analyst) Regulations, 2014 having Registration no. INH000001766. NBSPL is also a registered Stock Broker with National Stock Exchange of India Limited, BSE Limited, Metropolitan Stock Exchange of India Limited, Multi Commodity Exchange of India Limited, National Commodity and Derivative Exchange Limited and Indian Commodity Exchange Limited in cash and Equity and Commodities derivatives segments.

NBSPL has other business divisions with independent research teams separated by Chinese walls, and therefore may, at times, have different or contrary views on stocks and markets.

NBSPL or its associates have not been debarred / suspended by SEBI or any other regulatory authority for accessing / dealing in securities Market. NBSPL, its associates or analyst or his relatives do not hold any financial interest (Except Investment) in the subject company. NBSPL or its associates or Analyst do not have any conflict or material conflict of interest at the time of publication of the research report with the subject company. NBSPL or its associates or Analyst or his relatives may or may not hold beneficial ownership of 1% or more in the subject company at the end of the month immediately preceding the date of publication of this research report.

NBSPL or its associates / analyst has not received any compensation / managed or co-managed public offering of securities of the company covered by Analyst during the past twelve months. NBSPL or its associates have not received any compensation or other benefits from the company covered by Analyst or third party in connection with the research report. Analyst has not served as an officer, director or employee of Subject Company. NBSPL / analyst has not been engaged in market making activity of the subject company.

Analyst Certification: The research analysts and authors of these reports, hereby certify that the views expressed in this research report accurately reflects my/our personal views about the subject securities, issuers, products, sectors or industries. It is also certified that no part of the compensation of the analyst(s) was, is, or will be directly or indirectly related to the inclusion of specific recommendations or views in this research. The analyst(s) principally responsible for the preparation of this research report and has taken reasonable care to achieve and maintain independence and objectivity in making any recommendations.

DISCLAIMER

This report is for the personal information of the authorized recipient and does not construe to be any investment, legal or taxation advice to you. NBSPL is not soliciting any action based upon it. Nothing in this research shall be construed as a solicitation to buy or sell any security or product, or to engage in or refrain from engaging in any such transaction. In preparing this research, we did not take into account the investment objectives, financial situation and particular needs of the reader.

This research has been prepared for the general use of the clients of NBSPL and must not be copied, either in whole or in part, or distributed or redistributed to any other person in any form. If you are not the intended recipient you must not use or disclose the information in this research in any way. Though disseminated to all the customers simultaneously, not all customers may receive this report at the same time. NBSPL will not treat recipients as customers by virtue of their receiving this report. This report is not directed or intended for distribution to or use by any person or entity resident in a state, country or any jurisdiction, where such distribution, publication, availability or use would be contrary to law, regulation or which would subject NBSPL & its group companies to registration or licensing requirements within such jurisdictions.

The report is based on the information obtained from sources believed to be reliable, but we do not make any representation or warranty that it is accurate, complete or up-to-date and it should not be relied upon as such. We accept no obligation to correct or update the information or opinions in it. NBSPL or any of its affiliates or employees shall not be in any way responsible for any loss or damage that may arise to any person from any inadvertent error in the information contained in this report. NBSPL or any of its affiliates or employees do not provide, at any time, any express or implied warranty of any kind, regarding any matter pertaining to this report, including without limitation the implied warranties of merchantability, fitness for a particular purpose, and non-infringement. The recipients of this report should rely on their own investigations.

This information is subject to change without any prior notice. NBSPL reserves its absolute discretion and right to make or refrain from making modifications and alterations to this statement from time to time. Nevertheless, NBSPL is committed to providing independent and transparent recommendations to its clients, and would be happy to provide information in response to specific client queries.

Before making an investment decision on the basis of this research, the reader needs to consider, with or without the assistance of an adviser, whether the advice is appropriate in light of their particular investment needs, objectives and financial circumstances. There are risks involved in securities trading. The price of securities can and does fluctuate, and an individual security may even become valueless. International investors are reminded of the additional risks inherent in international investments, such as currency fluctuations and international stock market or economic conditions, which may adversely affect the value of the investment. Opinions expressed are subject to change without any notice. Neither the company nor the director or the employees of NBSPL accept any liability whatsoever for any direct, indirect, consequential or other loss arising from any use of this research and/or further communication in relation to this research. Here it may be noted that neither NBSPL, nor its directors, employees, agents or representatives shall be liable for any damages whether direct or indirect, incidental, special or consequential including lost revenue or lost profit that may arise from or in connection with the use of the information contained in this report.

Copyright of this document vests exclusively with NBSPL. Our reports are also available on our website www.nirmalbang.com